

ABERDEEN CITY COUNCIL

COMMITTEE	Corporate Policy and Performance
DATE	21 st January 2010
CORPORATE DIRECTOR	Stewart Carruth
TITLE OF REPORT	Statutory Performance Indicators 2008/09
REPORT NUMBER	CG/10/020

1. PURPOSE OF REPORT

The report presents comparative rankings for the Statutory Performance Indicators (SPIs) for the 2008/09 year, showing Aberdeen City Council's position on 105 SPIs. The performance out-turns and officers' detailed analysis of the performance was previously reported to the Committee on 5th November 2009.

2. RECOMMENDATION(S)

It is recommended that the Committee:-

- i. Note the ranking on the 2008/09 Statutory Performance Indicators (SPIs) and the positive movement in terms of the percentage of SPIs in the upper and second quartiles;
- ii. Note that, as part of the Council's performance management system, each Service reports to the relevant Committees of the Council showing performance against Statutory Performance Indicators. This includes recommendations for actions for further improvement.

3. FINANCIAL IMPLICATIONS

There are no direct implications arising from this report.

4. SERVICE & COMMUNITY IMPACT

There are no direct implications arising from this report, however, it presents outcome performance information across the range of council services. The Council's and partners' management of that performance will have considerable impact on the community.

5. OTHER IMPLICATIONS

None.

6. REPORT

6.1 Background

6.1.1 The Council's Statutory Performance Indicators (SPIs) for the 2008/09 year were reported in detail to the Committee on 5th November, 2009. At that time it was advised that comparative rankings for all Scottish local authorities would be available towards the end of the calendar year and that, once known, these would be reported to the Committee. This report advises the Committee of these rankings.

6.2 2008/09 Performance

6.2.1 The performance and rankings for each SPI are reported in Appendix A. Previous year's information is also shown where available. Audit Scotland have made a large number of changes to those SPIs for which it ranks council performance. There are several SPIs which are ranked for the first time and for which there is therefore no previous ranking to indicate a direction of travel.

6.2.2 The number of SPIs ranked by Audit Scotland for 2008-09 by quartile is:

	2008-09	2007-08	2006-07
Top quartile	30 (29%)	14 (20%)	13 (21%)
Second quartile	32 (30%)	23 (33%)	19 (30%)
Third quartile	18 (17%)	21 (30%)	18 (28%)
Bottom quartile	25 (24%)	12 (17%)	13 (21%)
Total ranked SPIs	105 (100%)	70 (100%)	63 (100%)

While there have been substantial changes to the SPIs ranked by Audit Scotland, there has been a slight improvement in the overall rankings for Aberdeen City. In 2008-09, 59% of ranked SPIs were in the top or second quartiles, compared to 53% in 2007-08 and 51% in 2006-07.

Overall, those indicators where Aberdeen City Council was previously ranked in the upper quartile have shown continued good performance. Indicators which have moved in to the upper quartile in 2008/09 include element of:-

- Criminal Justice;
- Academic Attainment for Looked After Children;
- The cost if refuse collection;
- Noise Complaints.

The increased proportion of SPIs in the lowest quartile has been influenced by the inclusion of measures which were not ranked in the previous year, including:-

- Children's Respite
- Housing Repairs

6.2.3 In terms of actual performance, rather than rankings, the movement of the 105 SPIs ranked by Audit Scotland is:

	2008-09
Improved	59
Declined	38
Not comparable	8

6.3 Monitoring Arrangements

6.3.1 The committee should note that review of SPI performance is a standing item within the Council's Performance Management Framework and is regularly reported to Service Committees as well as through the Service Management structures. The consideration given to each SPI by Committees and Senior Managers provides the detailed analysis necessary to accurately interpret the reported data and assess the impact on service users and the actions necessary to improve.

7. REPORT AUTHOR DETAILS

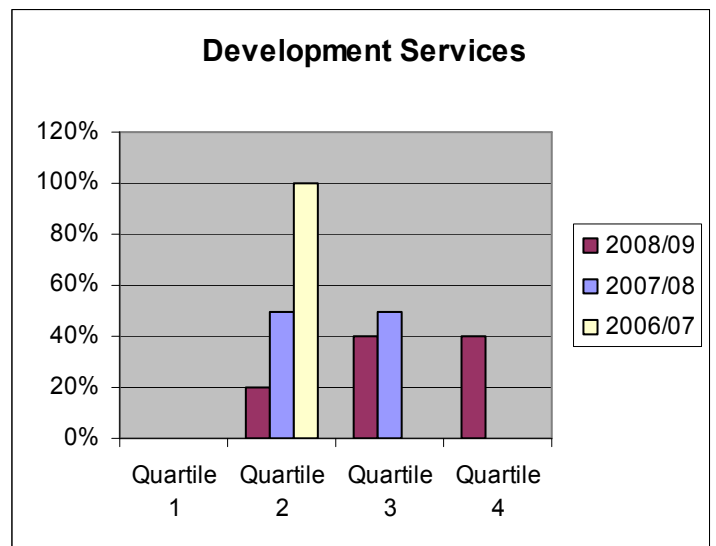
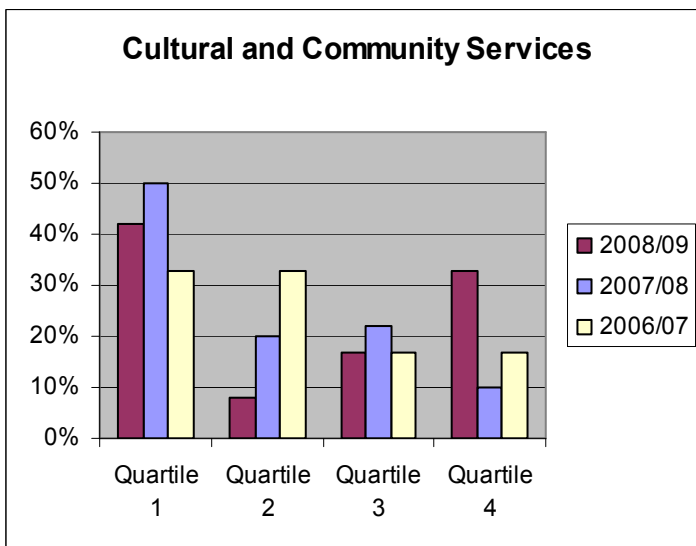
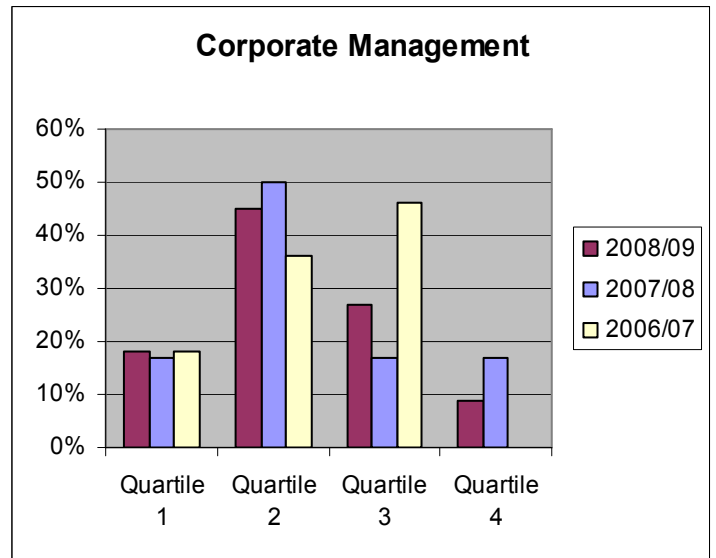
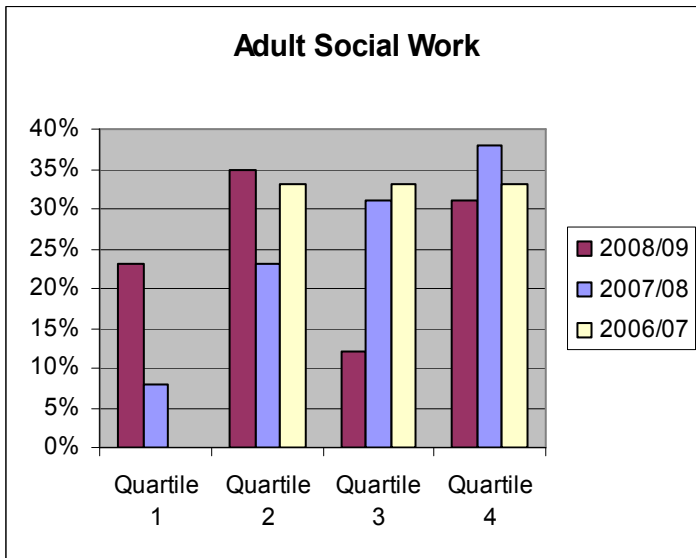
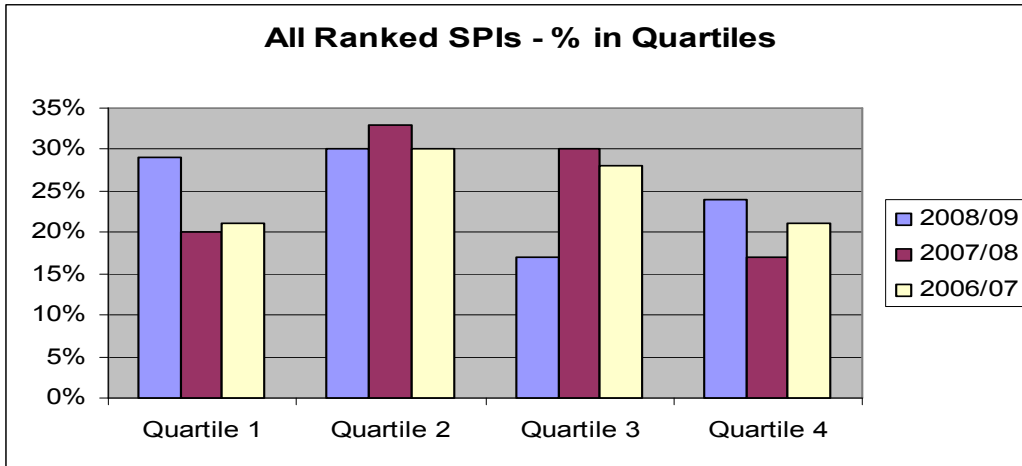
David Murdoch, Performance Audit & Planning Manager
damurdoch@aberdeencity.gov.uk
01224 522030

8. BACKGROUND PAPERS

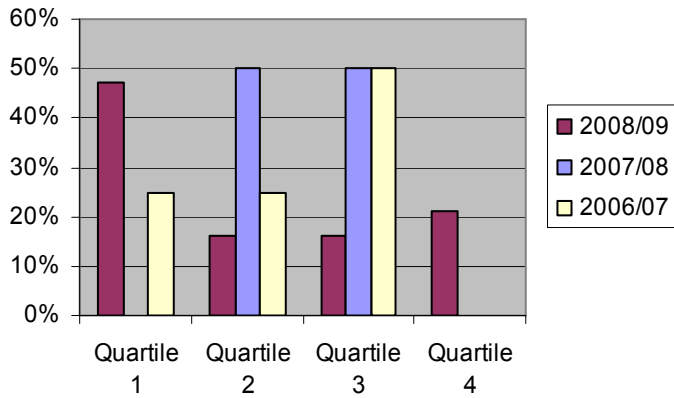
None

Appendix A

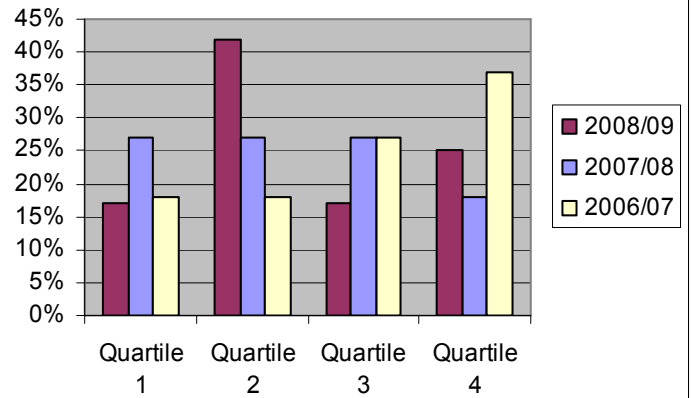
The percentage of indicators ranked in each quartile for every Audit Scotland topic is shown below.



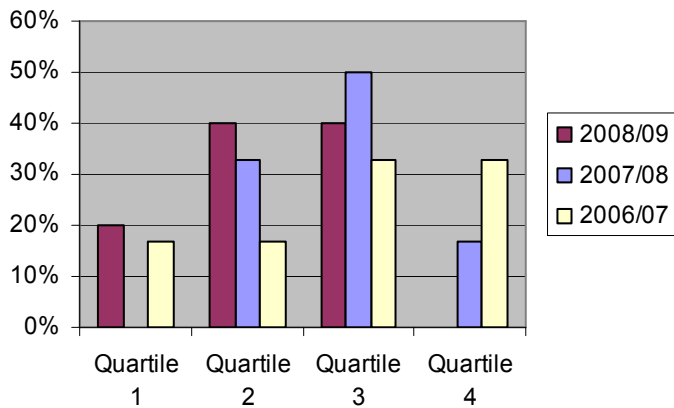
Education & Children's Services



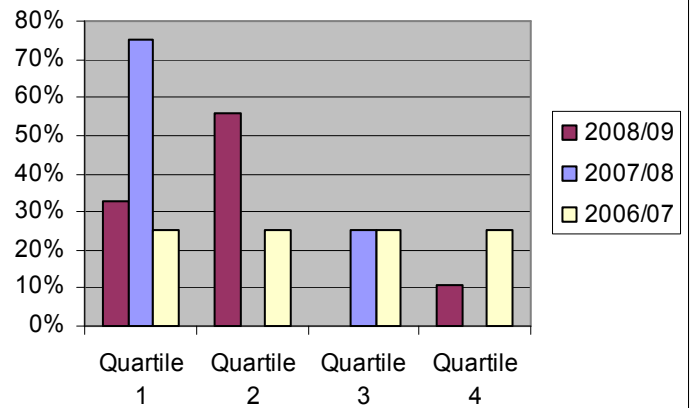
Housing



Protective Services



Roads and Lighting



Waste Management

